

END SHAFT TAKE-UP MACHINE

Applicable Reel OD: 1250-2500mm

Rolling Ring
Traverser Device

Take-up Machine


Electric Control Cabinet



PAY-OFF MACHINE




PROVIDE CABLE REEL DIMENSIONS



PRODUCT PARAMETERS

Model	QP1250	QP1600	QP2000	QP2500
Applicable Reel OD	Φ630-Φ1250	Φ800-Φ1600	Φ1250-Φ2000	Φ1600-Φ2500
Cable Reel Width	475~1180mm	750~1180mm	750~1500mm	950~1900mm
Cable Diameter	Φ3-Φ60mm(Max)	Φ3-Φ60mm(Max)	Φ3--Φ80mm(Max)	Φ3--Φ100mm(Max)
Lifting Seed	678mm/min	678mm/min	500mm/min	500mm/min
Pay-off Lifting Motor	0.75Kw AC motor + cycloidal pinwheel reducer (2 sets)	0.75Kw AC motor + cycloidal pinwheel reducer (2 sets)	1.5Kw AC motor + cycloidal pinwheel reducer (2 sets)	1.5Kw AC motor + cycloidal pinwheel reducer (2 sets)
Pay-off Clamping Motor	0.75Kw AC motor + cycloidal pinwheel reducer (2 sets)	0.75Kw AC motor + cycloidal pinwheel reducer (2 sets)	1.1Kw AC motor + cycloidal pinwheel reducer (2 sets)	1.1Kw AC motor + cycloidal pinwheel reducer (2 sets)
Take-up Main Motor	JLJ160-40-4 torque motor/ 5.5kw AC variable frequency motor	JLJ160-60-6 torque motor/ 5.5kw AC variable frequency motor	JLJ160-80-6 torque motor/ 7.5kw AC variable frequency motor	JLJ160-80-6 torque motor/ 7.5kw AC variable frequency motor
Take-up Speed	120m/min (max)	120m/min (max)	60m/min (max)	60m/min (max)
Cable Arrangement Motor	0.75kw/1500 rpm AC motor + cycloidal pinwheel reducer	0.75kw/1500 rpm AC motor + cycloidal pinwheel reducer	0.75kw/1500 rpm AC motor + cycloidal pinwheel reducer	0.75kw/1500 rpm AC motor + cycloidal pinwheel reducer
Voltage	Three-phase AC, 50HZ 380V	Three-phase AC, 50HZ 380V	Three-phase AC, 50HZ 380V	Three-phase AC, 50HZ 380V
Total Equipment Power	9.25KW (Pay-off 3kw)	9.25KW (Pay-off 3kw)	13.45KW (Pay-off 5.2kw)	13.45KW (Pay-off 5.2kw)
Load	5T (max)	6T (max)	8T (max)	8T (max)

DIGGING FOUNDATION STYLE




BASE PLATE FIXED STYLE




APPLICABLE TO VARIOUS LINES



Cable



Copper Wire



Aluminium Wire



Flat Wire



Adhesive Strip



Flat Braided Wire

PRODUCT DETAILS

1



Electric Control Cabinet

2



Adjustment Control Buttons

3



Reel Width Distance Adjustable



Top Cone Clamping: 80/125mm (standard)

FACTORY PHOTO



MASS PRODUCTION



PRODUCT PICTURE







